

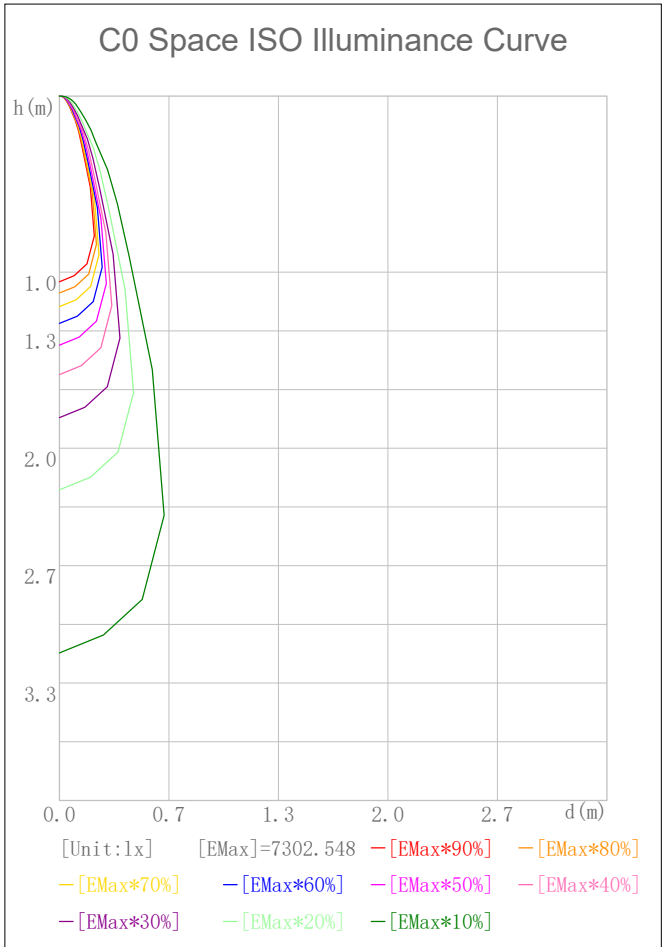
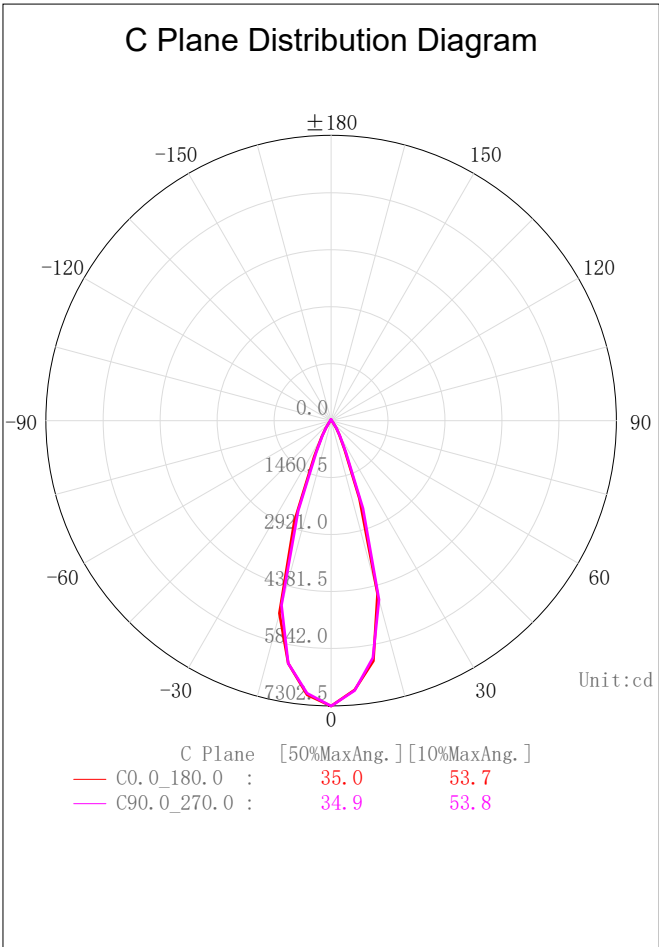
Indoor Luminaire Photometric Data

Description Information

Luminary Name: DL51-35-XX-01 2700K RA90 36D 黑色	Lum. Catalog:	Test ID: 01
Lamp Name:	Lamp Catalog: LED	Test Date: 2022/08/08
Manufacture: Shenzhen Norming Lighting	Shld. Ang(°):	Test Machine:GON-2000
Test Lab: Quality Department	Frequency (Hz):	Lamp CCT (K): Ra:
Lum. Size (W*L*H):0.110m*0.110m*0.000m	Lum. Area (m2):0.010	Lum. W (kg): 0.000
Test System: C, γ	Test Step: C=90.0 γ=5.0	Temp. (°C): 25
		Humidity(%): 50.0

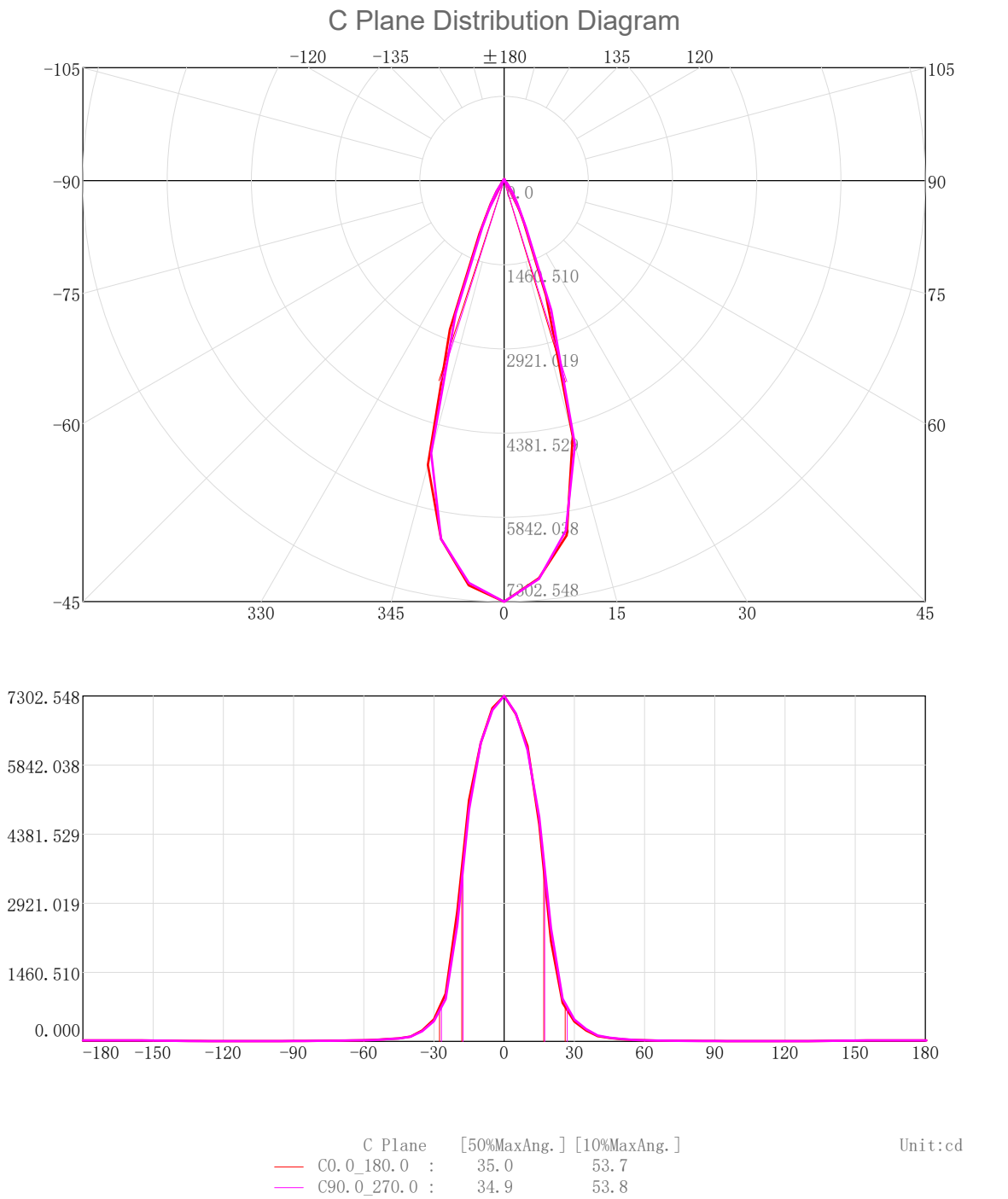
Character Parameter

Lamp Speciality Parameter	Luminaire Speciality Parameter	
Rated Flux(lm): 2794.220	Luminary Flux(lm): 2794.220	Field Angle(10%Imax): 53.7(°)
Rated Power(W):	Luminary Efficiency: 100.00%	Down Lumens&Percent: 2721.071lm 97.38%
Rated Voltage(V):	Luminary EER(lm/W): 83.137	Up Lumens&Percent: 73.149lm 2.62%
Tested Power(W): 33.610	Max. Candela(cd): 7302.548	S/MH: C0_a180=0.594 C90_270=0.592
Lamps' Inside: 1	Max Cand@Ang. (°): C=0.0 γ=0.0	CIE Type: Semi-Direct
Tested Electrics (V, A, pf):239.9, 0.146, 0.959	Beam Angle(50%Imax): 35.0(°)	ErP Φ use(90°): 2633.874lm
Lamp Size (W*L*H):0.110m*0.110m*0.000m	Left=-18.1°, Right=16.9°	IRF(%): 585.290



2D Plane Light Intensity Distribution Curve

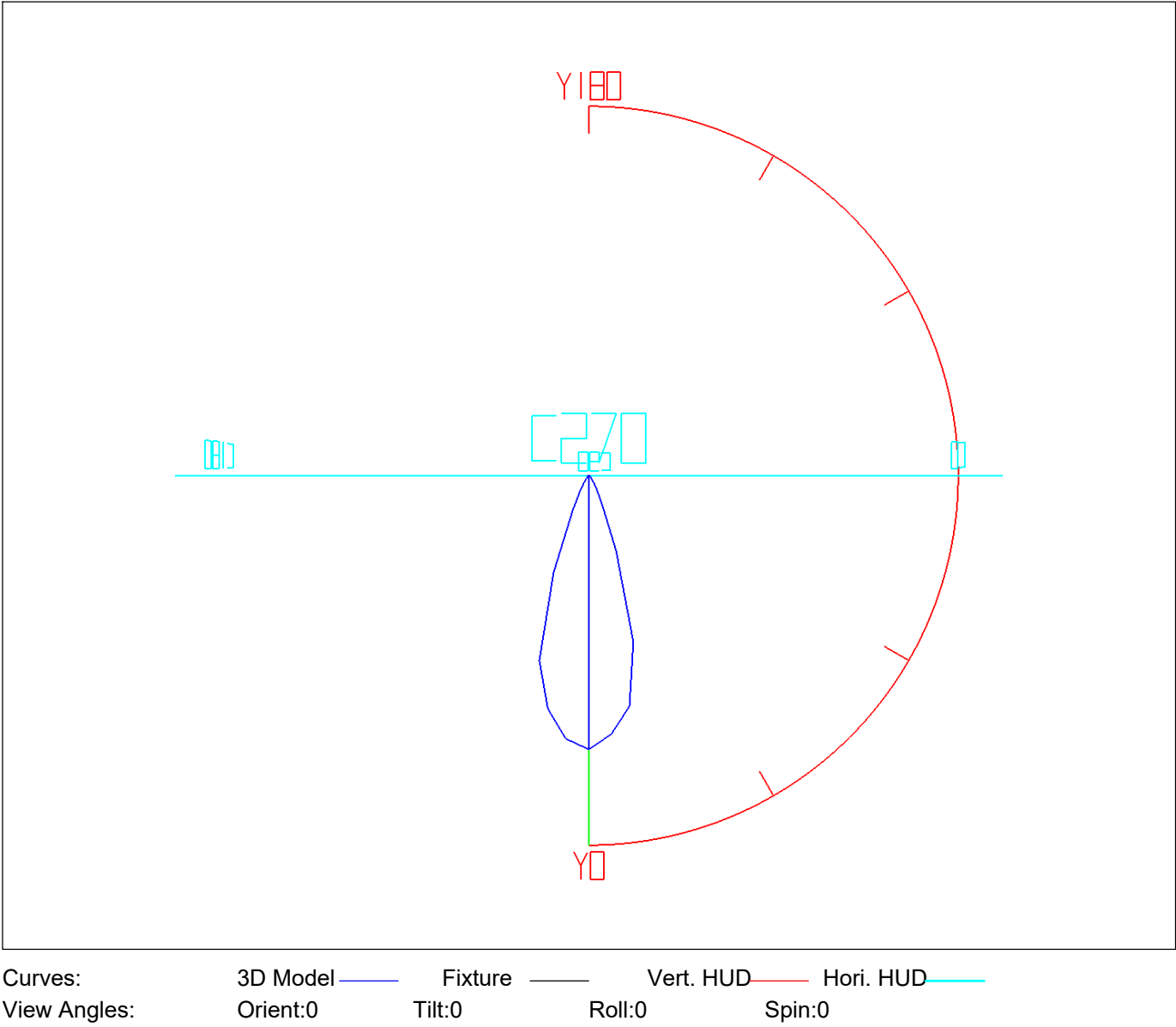
Lum. Name:DL51-35-XX-01 2700K RA90 36D 黑色	Lum. Catelog:	Test ID:01
Lamp Name:	Lamp Catelog:LED	Test Lab:Quality Department
Manufacture:Shenzhen Norming Lighting	Test Machine:GON-2000	Test Date:2022/08/08



3D Light Intensity Distribution Modal

Lum. Name:DL51-35-XX-01 2700K RA90 36D 黑色	Lum. Catelog:	Test ID:01
Lamp Name:	Lamp Catelog:LED	Test Lab:Quality Department
Manufacture:Shenzhen Norming Lighting	Test Machine:GON-2000	Test Date:2022/08/08

3D Light Intensity Distribution Modal

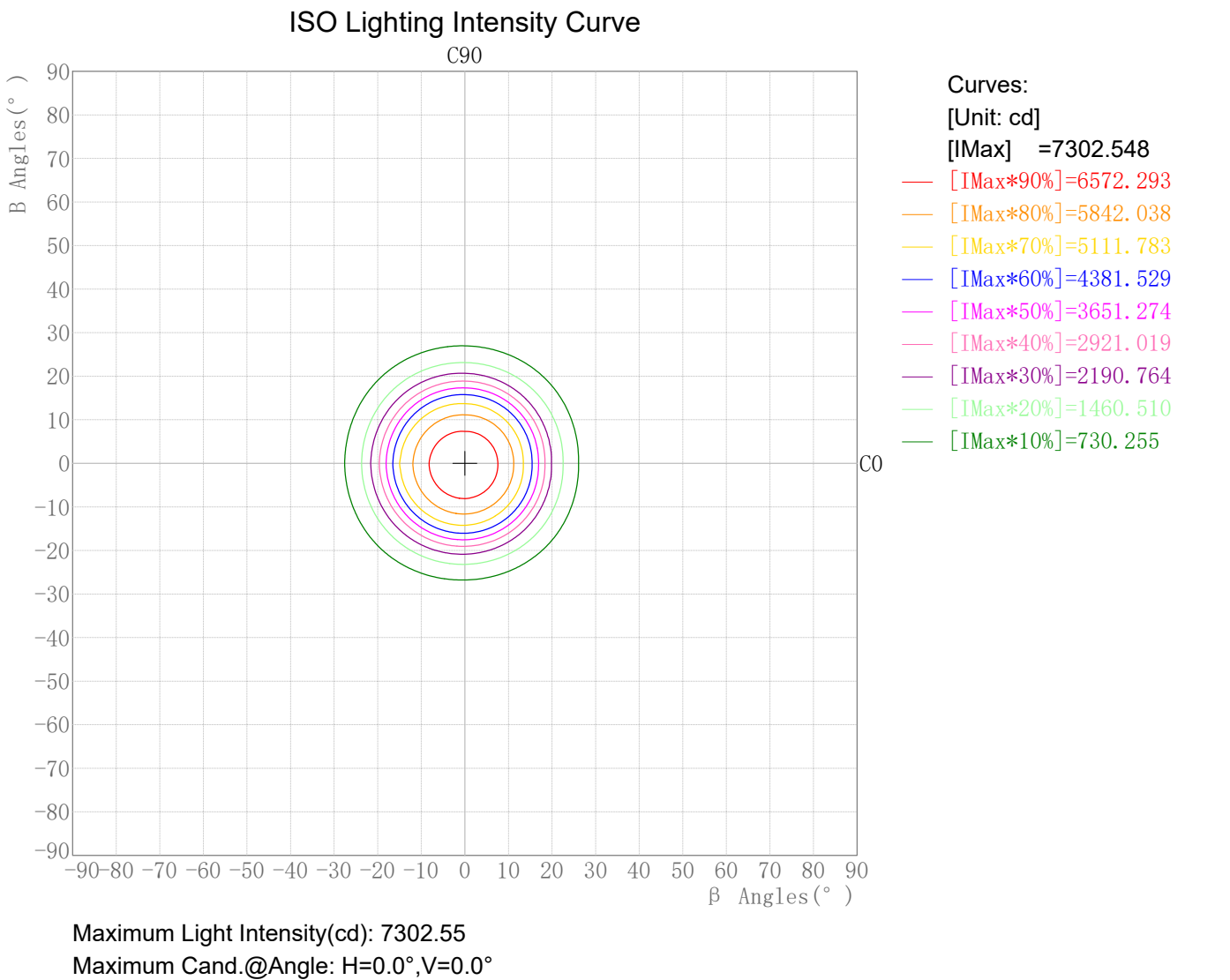


Zonal Flux Tabulation

Zone(γ)	Zone Flux (lm)	Sums Flux (lm)	Zone%Lamp	Sums%Lamp
0.0-5.0	170.68	170.68	6.11	6.11
5.0-10.0	473.30	643.98	16.94	23.05
10.0-15.0	657.69	1301.68	23.54	46.58
15.0-20.0	598.52	1900.19	21.42	68.00
20.0-25.0	350.01	2250.21	12.53	80.53
25.0-30.0	171.14	2421.34	6.12	86.66
30.0-35.0	100.47	2521.81	3.60	90.25
35.0-40.0	58.03	2579.84	2.08	92.33
40.0-45.0	33.81	2613.65	1.21	93.54
45.0-50.0	24.69	2638.34	0.88	94.42
50.0-55.0	18.35	2656.69	0.66	95.08
55.0-60.0	13.72	2670.41	0.49	95.57
60.0-65.0	11.56	2681.97	0.41	95.98
65.0-70.0	10.03	2692.00	0.36	96.34
70.0-75.0	8.71	2700.71	0.31	96.65
75.0-80.0	7.65	2708.36	0.27	96.93
80.0-85.0	6.75	2715.11	0.24	97.17
85.0-90.0	5.96	2721.07	0.21	97.38
90.0-95.0	5.37	2726.44	0.19	97.57
95.0-100.0	4.87	2731.31	0.17	97.75
100.0-105.0	4.44	2735.76	0.16	97.91
105.0-110.0	4.14	2739.90	0.15	98.06
110.0-115.0	3.93	2743.83	0.14	98.20
115.0-120.0	3.77	2747.60	0.13	98.33
120.0-125.0	3.75	2751.34	0.13	98.47
125.0-130.0	3.95	2755.29	0.14	98.61
130.0-135.0	4.38	2759.67	0.16	98.76
135.0-140.0	4.88	2764.55	0.17	98.94
140.0-145.0	5.27	2769.81	0.19	99.13
145.0-150.0	5.43	2775.24	0.19	99.32
150.0-155.0	5.28	2780.53	0.19	99.51
155.0-160.0	4.76	2785.28	0.17	99.68
160.0-165.0	3.88	2789.16	0.14	99.82
165.0-170.0	2.80	2791.97	0.10	99.92
170.0-175.0	1.69	2793.65	0.06	99.98
175.0-180.0	0.57	2794.22	0.02	100.00

Rectangle ISO Lighting Intensity Diagram

Lum. Name:DL51-35-XX-01 2700K RA90 36D 黑色	Lum. Catelog:	Test ID:01
Lamp Name:	Lamp Catelog:LED	Test Lab:Quality Department
Manufacture:Shenzhen Norming Lighting	Test Machine:GON-2000	Test Date:2022/08/08

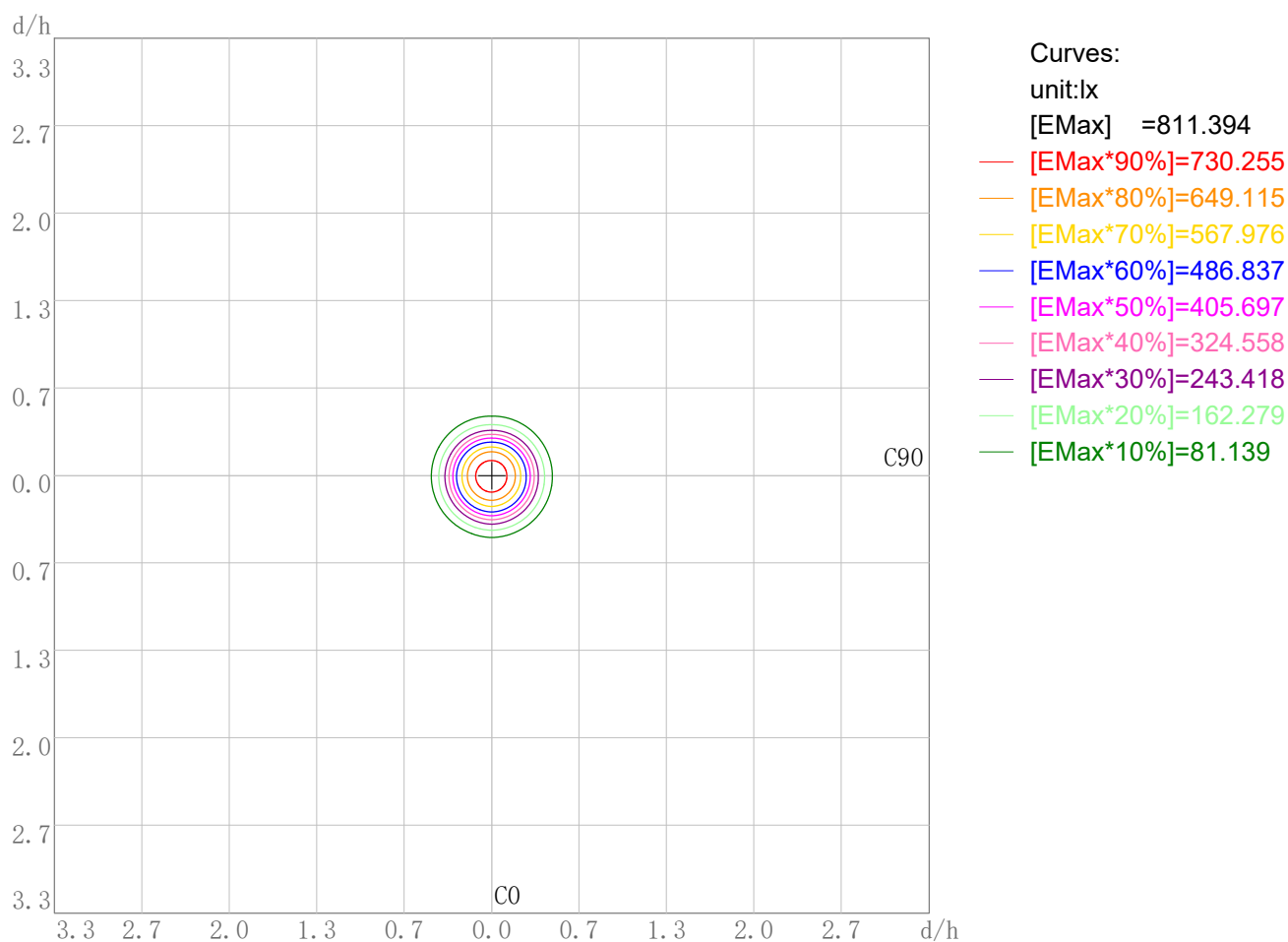


**Photometric Filename:DL51-35-XX-01 2700K RA90 36D 黑色.IES**

## Plane ISO-Illuminance Diagram

Lum. Name: DL51-35-XX-01 2700K RA90 36D 黑色	Lum. Catalog:	Test ID: 01
Lamp Name:	Lamp Catalog: LED	Test Lab: Quality Department
Manufacture: Shenzhen Norming Lighting	Test Machine:GON-2000	Test Date: 2022/08/08

### Plane ISO-Illuminance Curve

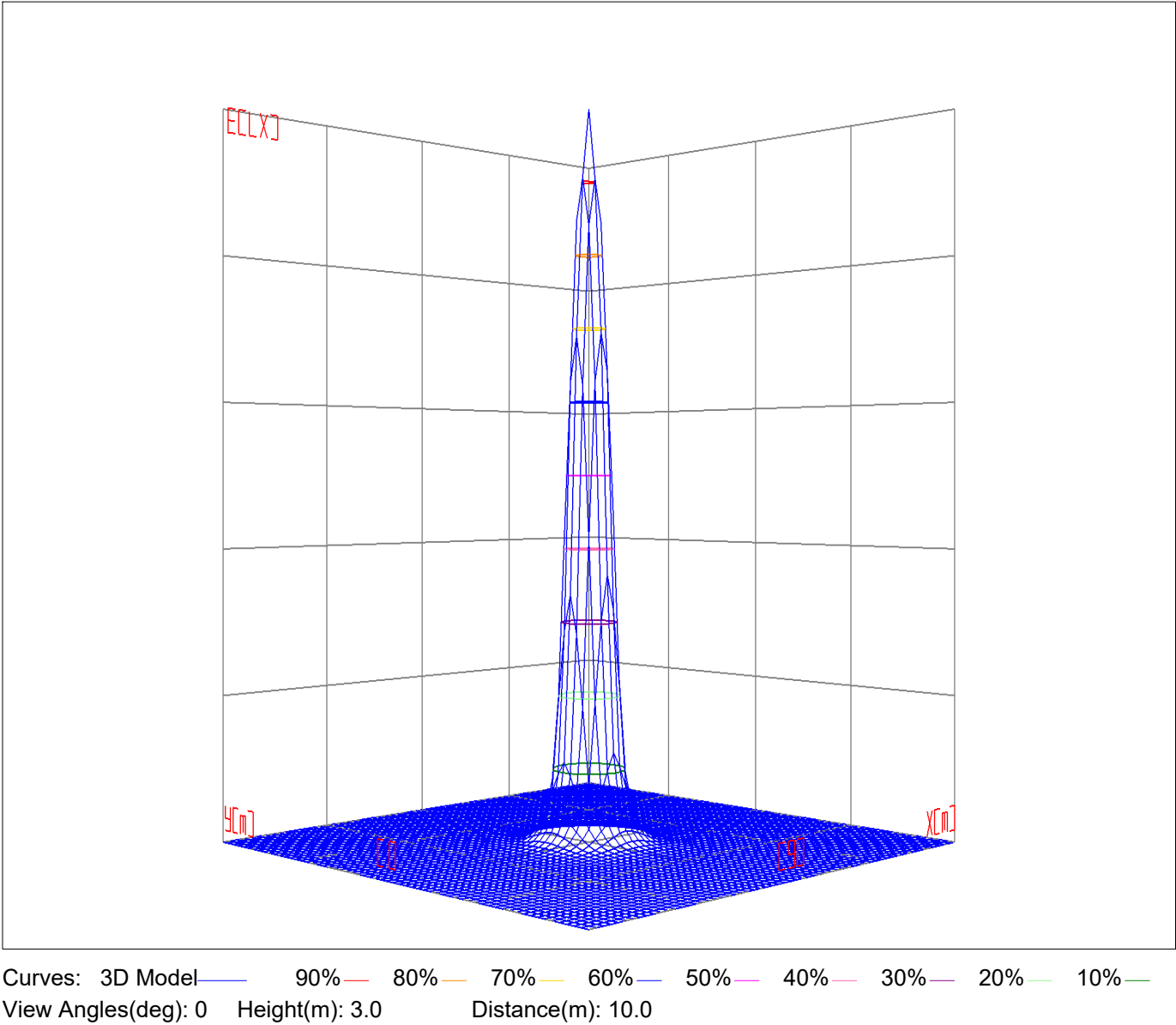


Working Plane Luminaire Mounting Height(m): 3.00  
Working Plane Maximum Illuminance(lx): 811.39  
Working Plane Maximum Illuminance Position(d/h):H0.0 V0.0

3D Plane ISO Illuminance Diagram

Lum. Name: DL51-35-XX-01 2700K RA90 36D 黑色	Lum. Catelog:	Test ID: 01
Lamp Name:	Lamp Catelog: LED	Test Lab: Quality Department
Manufacture: Shenzhen Norming Lighting	Test Machine:GON-2000	Test Date: 2022/08/08

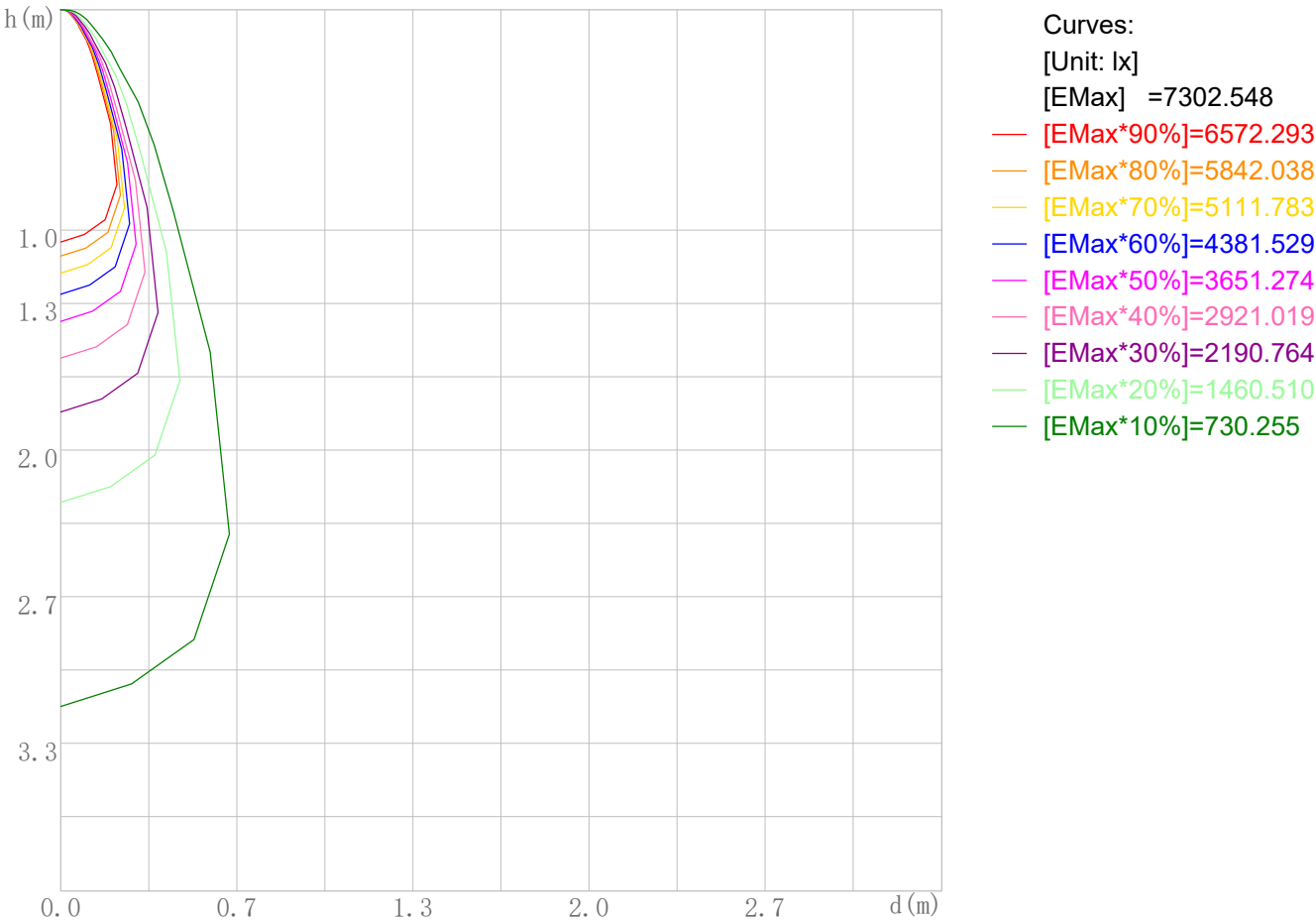
3D Plane Illuminance Modal



Space ISO Illuminance Diagram

Lum. Name:DL51-35-XX-01 2700K RA90 36D 黑色	Lum. Catelog:	Test ID:01
Lamp Name:	Lamp Catelog:LED	Test Lab:Quality Department
Manufacture:Shenzhen Norming Lighting	Test Machine:GON-2000	Test Date:2022/08/08

Space ISO Illuminance Curve

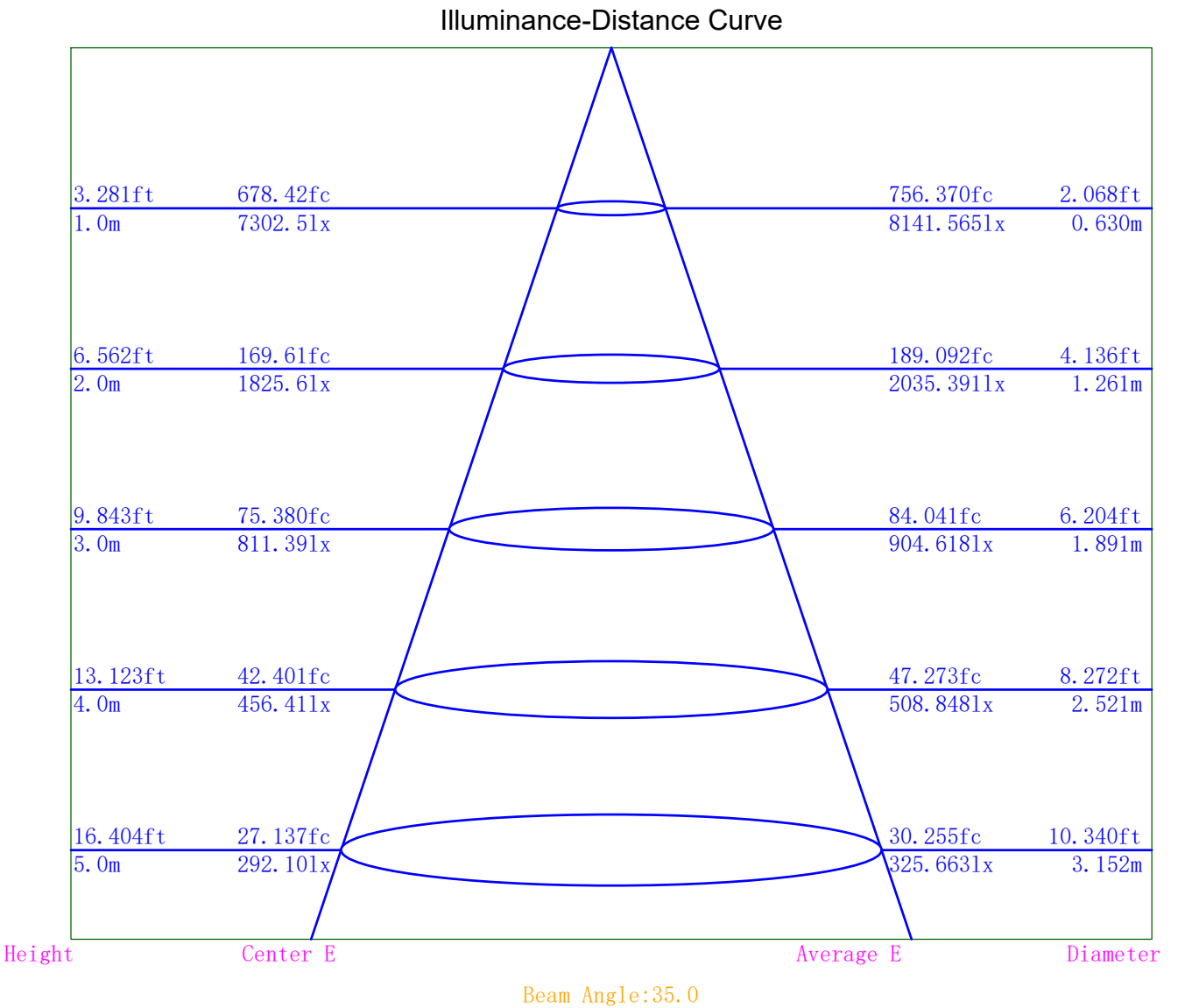


Space Plane Maximum Illuminance and @Angle:7302.55lx,0.0deg  
Plane Maximum Lighting Intensity and @Angle:7302.548cd,0deg



Illuminance-Distance Diagram

Lum. Name:DL51-35-XX-01 2700K RA90 36D 黑色	Lum. Catelog:	Test ID:01
Lamp Name:	Lamp Catelog:LED	Test Lab:Quality Department
Manufacture:Shenzhen Norming Lighting	Test Machine:GON-2000	Test Date:2022/08/08



Indoor Luminance Limiting Curves

Lum. Name:DL51-35-XX-01 2700K RA90 36D 黑色	Lum. Catalog:	Test ID:01
Lamp Name:	Lamp Catalog: LED	Test Lab: Quality Department
Manufacture: Shenzhen Norming Lighting	Test Machine:GON-2000	Test Date: 2022/08/08

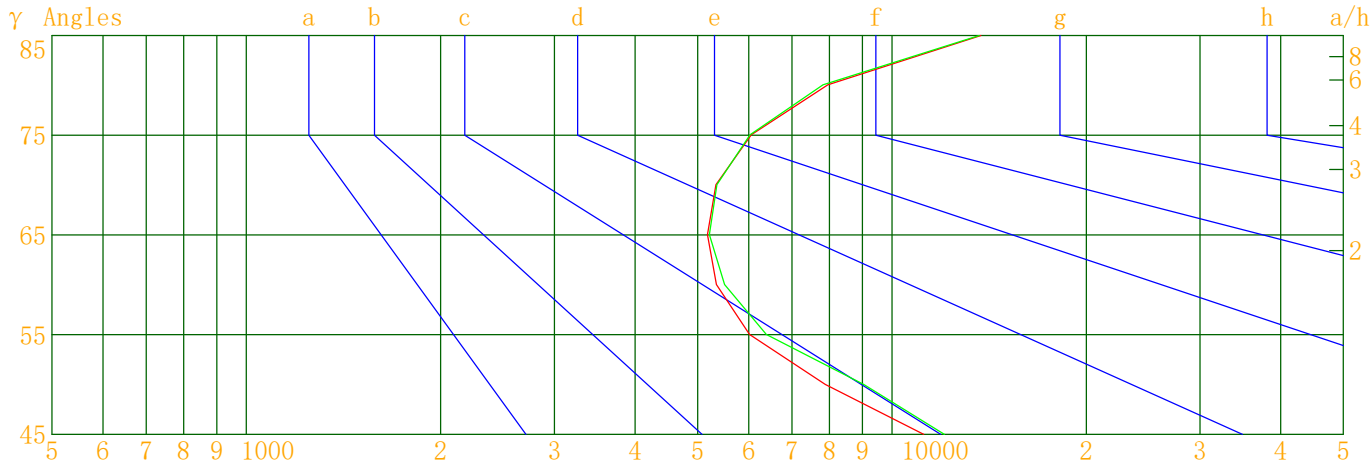
Glare Grade Table

GI	Quality	Using Illuminance							
1.15	A	2000	1000	500	<=300				
1.5	B		2000	1000	500	<=300			
1.85	C			2000	1000	500	<=300		
2.2	D				2000	1000	500	<=300	
2.55	E	a				2000	1000	500	<=300
			b	c	d	e	f	g	h

Luminance Table

Gama(deg)	45	50	55	60	65	70	75	80	85
C0	11200	7884	6018	5346	5179	5337	6055	7957	13730
C90	12052	9039	6389	5506	5214	5355	6029	7821	13653

Luminance Limiting Curve



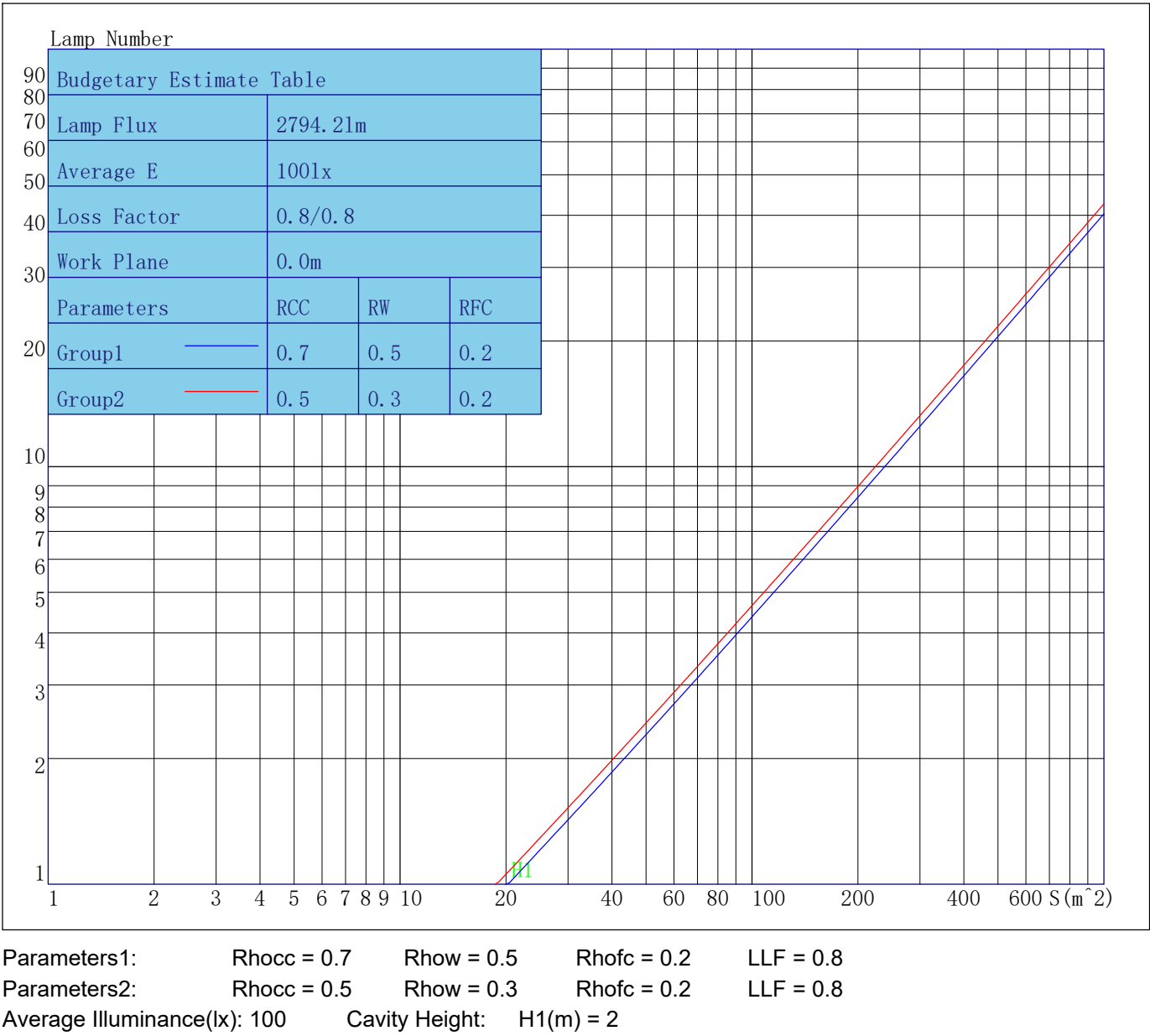
Luminous Size:Length(m)=-0.110Width(m)=-0.110Height(m)=0.000Area(m^2)=0.009503

Luminous Type:Without Luminous Side

Luminous Curves:C0-C180 Color: C90-C270 Color:

Indoor Budgetary Estimate Table

Lum. Name:DL51-35-XX-01 2700K RA90 36D 黑色	Lum. Catalog:	Test ID:01
Lamp Name:	Lamp Catalog: LED	Test Lab: Quality Department
Manufacture: Shenzhen Norming Lighting	Test Machine:GON-2000	Test Date: 2022/08/08



Indoor Coefficient of Utilization Table

Lum. Name:DL51-35-XX-01 2700K RA90 36D 黑色	Lum. Catelog:	Test ID:01
Lamp Name:	Lamp Catelog:LED	Test Lab:Quality Department
Manufacture:Shenzhen Norming Lighting	Test Machine:GON-2000	Test Date:2022/08/08

Coefficients of Utilization - Zonal Cavity Method																		
Coef.	Effective Floor Cavity Reflectance RFC=0.20																	
RhoCC (%)	80				70				50			30			10			0
RhoW (%)	70	50	30	10	70	50	30	10	50	30	10	50	30	10	50	30	10	0
RCR	Coefficient of Utilization(%)																	
0	118	118	118	118	115	115	115	115	110	110	110	104	104	104	100	100	100	97
1	113	111	109	107	111	109	107	105	104	102	101	100	99	98	96	95	94	92
2	109	105	101	98	106	103	100	97	99	97	94	96	94	92	93	91	90	88
3	105	99	95	91	102	98	94	91	95	91	89	92	89	87	89	87	86	84
4	101	94	90	86	99	93	89	85	91	87	84	88	85	83	86	84	82	80
5	97	90	85	82	95	89	84	81	87	83	80	85	82	79	83	81	78	77
6	93	86	81	78	92	85	81	77	84	80	77	82	79	76	81	78	75	74
7	90	83	78	74	89	82	77	74	80	76	73	79	75	73	78	75	72	71
8	87	79	74	71	86	79	74	71	77	73	70	76	73	70	75	72	70	68
9	84	76	72	68	83	76	71	68	75	71	68	74	70	67	73	70	67	66
10	81	74	69	66	80	73	69	66	72	68	65	71	68	65	71	67	65	64

Unified Glare Rating Table

Lum. Name:DL51-35-XX-01 2700K RA90 36D 黑色	Lum. Catelog:	Test ID:01
Lamp Name:	Lamp Catelog:LED	Test Lab:Quality Department
Manufacture:Shenzhen Norming Lighting	Test Machine:GON-2000	Test Date:2022/08/08

Unified Glare Rating Table

Ceiling RCC	0.70	0.70	0.50	0.50	0.30	0.70	0.70	0.50	0.50	0.30
Wall RW	0.50	0.30	0.50	0.30	0.30	0.50	0.30	0.50	0.30	0.30
Floor RFC	0.20	0.20	0.20	0.20	0.20	0.20	0.20	0.20	0.20	0.20
Room Size	Vewed crosswise					Vewed endwise				
X=2H    Y=2H	13.1	14.0	13.5	14.4	14.8	13.6	14.5	14.0	14.8	15.2
	13.7	14.5	14.1	14.8	15.3	14.0	14.8	14.5	15.2	15.7
	14.1	14.8	14.5	15.2	15.7	14.4	15.2	14.9	15.6	16.0
	14.7	15.4	15.2	15.8	16.3	15.0	15.6	15.4	16.1	16.5
	15.1	15.7	15.6	16.2	16.6	15.3	15.9	15.8	16.4	16.9
	15.6	16.2	16.1	16.6	17.1	15.8	16.4	16.3	16.8	17.3
X=4H    Y=2H	13.1	13.9	13.6	14.3	14.8	13.6	14.3	14.0	14.7	15.2
	14.0	14.6	14.4	15.0	15.5	14.3	14.9	14.8	15.4	15.8
	14.6	15.1	15.1	15.6	16.1	14.9	15.4	15.4	15.9	16.4
	15.5	15.9	16.0	16.4	17.0	15.7	16.1	16.2	16.6	17.2
	16.0	16.4	16.5	16.9	17.5	16.2	16.6	16.7	17.1	17.6
	16.7	17.1	17.2	17.6	18.1	16.8	17.2	17.3	17.7	18.3
X=8H    Y=4H	14.8	15.3	15.4	15.8	16.3	15.1	15.5	15.6	16.0	16.5
	16.0	16.3	16.5	16.9	17.4	16.1	16.5	16.7	17.0	17.6
	16.7	17.0	17.3	17.6	18.1	16.8	17.1	17.4	17.7	18.2
	17.6	17.9	18.2	18.4	19.1	17.7	18.0	18.3	18.5	19.2
X=12H    Y=4H	14.9	15.2	15.4	15.8	16.3	15.1	15.5	15.7	16.0	16.6
	16.1	16.4	16.7	16.9	17.5	16.3	16.6	16.8	17.1	17.7
	17.0	17.2	17.5	17.8	18.4	17.1	17.3	17.6	17.9	18.5
Variations with the objverver position at spacings										
S=1.0H	0.1/-0.1					0.1/-0.1				
S=1.5H	0.2/-0.2					0.2/-0.2				
S=2.0H	0.1/-0.2					0.1/-0.2				
Reduced UGR Table:										
Nordic Standard Table:	BK0					BK0				
Correction Value	3.1					2.9				

o the CIE Pub.117,data has been corrected,refers to the lamp's lumens 8.2flm.

Candela Tabulation

V/H	C0.0	C90.0	C180.0	C270.0
γ 0.0	7302.55	7302.55	7302.55	7302.55
γ 5.0	6918.62	6932.86	7045.08	7002.58
γ 10.0	6245.84	6162.17	6308.51	6306.80
γ 15.0	4589.86	4742.45	5102.27	4891.42
γ 20.0	2123.85	2392.25	2748.78	2458.39
γ 25.0	816.48	904.38	1009.84	894.94
γ 30.0	420.29	464.59	468.49	430.33
γ 35.0	232.80	262.66	232.72	217.14
γ 40.0	113.76	127.28	104.51	100.32
γ 45.0	75.26	80.99	65.51	62.86
γ 50.0	48.16	55.21	51.49	49.21
γ 55.0	32.80	34.83	33.36	32.43
γ 60.0	25.40	26.16	26.55	25.97
γ 65.0	20.80	20.94	22.53	21.92
γ 70.0	17.35	17.40	18.85	18.58
γ 75.0	14.89	14.83	16.01	15.40
γ 80.0	13.13	12.91	13.76	13.43
γ 85.0	11.37	11.31	11.97	11.42
γ 90.0	10.16	10.23	10.40	10.28
γ 95.0	9.48	9.57	9.26	9.12
γ 100.0	8.77	8.77	8.52	8.17
γ 105.0	8.17	8.25	8.09	7.70
γ 110.0	7.82	7.78	7.88	7.72
γ 115.0	7.61	7.65	7.89	7.75
γ 120.0	7.54	7.48	8.20	7.86
γ 125.0	8.35	8.10	8.60	8.69
γ 130.0	9.67	9.22	10.16	9.93
γ 135.0	11.65	11.43	12.35	12.22
γ 140.0	14.61	13.82	14.65	14.65
γ 145.0	17.34	16.65	17.23	17.32
γ 150.0	19.73	19.07	20.28	19.89
γ 155.0	22.04	21.76	22.38	21.89
γ 160.0	23.68	22.74	23.80	23.09
γ 165.0	23.80	23.15	24.48	23.54
γ 170.0	23.46	23.25	23.93	23.31
γ 175.0	23.94	23.66	23.75	23.18
γ 180.0	23.96	23.96	23.96	23.96